

# 15 Tips to Engage, Guide, & Connect with Your Online Students




Presentation by American River College, Distance Education Team  
Online Teaching Conference • 2018 • Anaheim, CA  
Resources available at <http://bit.ly/15-tips-online>



- Largest in 4-College District
- 37,025 Headcount
- 22,000 FTES
- Sacramento
- OEI Equity Cohort



# ARC Distance Education

A photograph of four graduates in blue caps and gowns, smiling. The background is a soft-focus outdoor scene with greenery.

DE sections	DE instructors	Enrolled in 1 + DE class	DE Only
1200	180	21,921	5,867
20%	21%	43%	16%

# ARC Online Equity Achievement Gap

A photograph of four graduates in blue caps and gowns, smiling. From left to right: a man with a goatee, a man wearing sunglasses, a woman with dark hair, and a woman with light brown hair. They are standing outdoors with trees in the background.

Group	Online	F2F	Success $\Delta$
Asian	68%	73%	-5
White	67%	71%	-4
Hispanic/Latinx	58%	61%	-3
African American	45%	52%	-7

Listen to ARC online  
instructors talk about  
engagement

<https://youtu.be/gxylWBmpXmU>



AMERICAN RIVER COLLEGE

**Veronica Lopez**



# ENGAGEMENT







Online Completion

60%





# Engagement Tip #1: Welcome letter

Greetings and welcome to Child Development ECE 312/PSYCH 372!

My name is JaNay Brown-Wood, and I'll be your professor this semester. I am a full time faculty member in the Early Childhood Education department, and have been teaching at American River college for over four years. In addition to teaching, I also enjoy writing stories and poems for children, and love learning about the newest research linked to promoting the education of children.

I am beyond excited to be working with you this semester. Together, we'll peruse the complex development of human children, learning about how children develop from conception through adolescence (0-18). That's spanning 18 years in 8 weeks! It'll be quick-moving, but informative and enjoyable! We'll also learn about prominent child development theories, do some reflection on your own childhoods, and consider strategies that best support the healthy development of children.

As the start of class draws near, I wanted to make sure you had all the information needed to get us started. Here are some important facts to know



# Engagement Tip #2: Contact info

Welcome to Fall Nutrition 300!

[Start Here](#)

[Announcements](#)

[Syllabus](#)

[Modules](#)

## Meet Your Instructor



- Veronica Lopez, Ph.D.

Email: [lopezv@arc.losrios.edu](mailto:lopezv@arc.losrios.edu)

Phone/Text: 916-484-8706


### Office Hours:

Mondays, 11-12 pm (in office, HEED 763)

Tuesdays, 1-2 pm, click [ConferZoom to enter virtual meeting location](#) .

Wednesdays, 1-2:30 pm, Reading Lab, LA 121

Thursdays, 2-3:30 pm, Reading Lab, LA 121

Expect emails and announcements from me to your school email address and Canvas  inbox. I respond to student emails and voice messages within 24-48 hours on weekdays - holidays and weekends might take me a little longer.



# Engagement Tip #3: ConferZoom



# Engagement Tip #4: Video





# Engagement Tip #5: Check-in





# ENGAGEMENT TIPS



- 1. Welcome letter**
- 2. Contact information**
- 3. ConferZoom!**
- 4. Video**
- 5. Check-in**

Listen to ARC online  
instructors talk about  
guidance

<https://youtu.be/Idm5hwJDGrM>




AMERICAN RIVER COLLEGE

**Radhika Majhail**

# GUIDANCE











CALIFORNIA COMMUNITY COLLEGES  
**ONLINE EDUCATION**  
INITIATIVE

# **COURSE DESIGN RUBRIC**

# Guidance Tip #1: Ease of Navigation



Welcome to Fall Nutrition 300!

[Start Here](#)

[Announcements](#)

[Syllabus](#)

[Modules](#)

Meet Your Instructor



- Veronica Lopez, Ph.D.



# Guidance Tip #2: Orientation

## M0 Getting Started With This Course

To be successful in this course, here is a list of tasks to get you started the first week:

- Complete this **Module 0 - Welcome Orientation Week (W.O.W.!).**
- Review the [Canvas Student Tour](#) and/or the [Canvas Student Getting Started Guide](#) <sup>↗</sup>.
- Set your [notification preferences](#) <sup>↗</sup> in Canvas to receive updates via email or text.
- View the **Student Online Readiness Modules** on the next page.
- Read the [Syllabus](#). The Syllabus is always available in the first Module of this course.
- Purchase all **Course Materials** required.

• [View the Syllabus Online](#) for a score of 100%.

# Guidance Tip #3: Chunking



# Guidance Tip #4: Expectations





# Guidance Tip #5: Universal Design



# GUIDANCE TIPS

- 1. Ease of Navigation**
- 2. Orientation**
- 3. Chunking**
- 4. Expectations**
- 5. Universal Design**



# Listen to ARC online instructors talk about connection

<https://youtu.be/MZns9gPqKOM>



AMERICAN RIVER COLLEGE

**Susan Wheeler**



[illegible]

# Connection Tip #1: Creative Discussions



# Connection Tip #2: Groups





# Connection Tip #3: Students Initiate

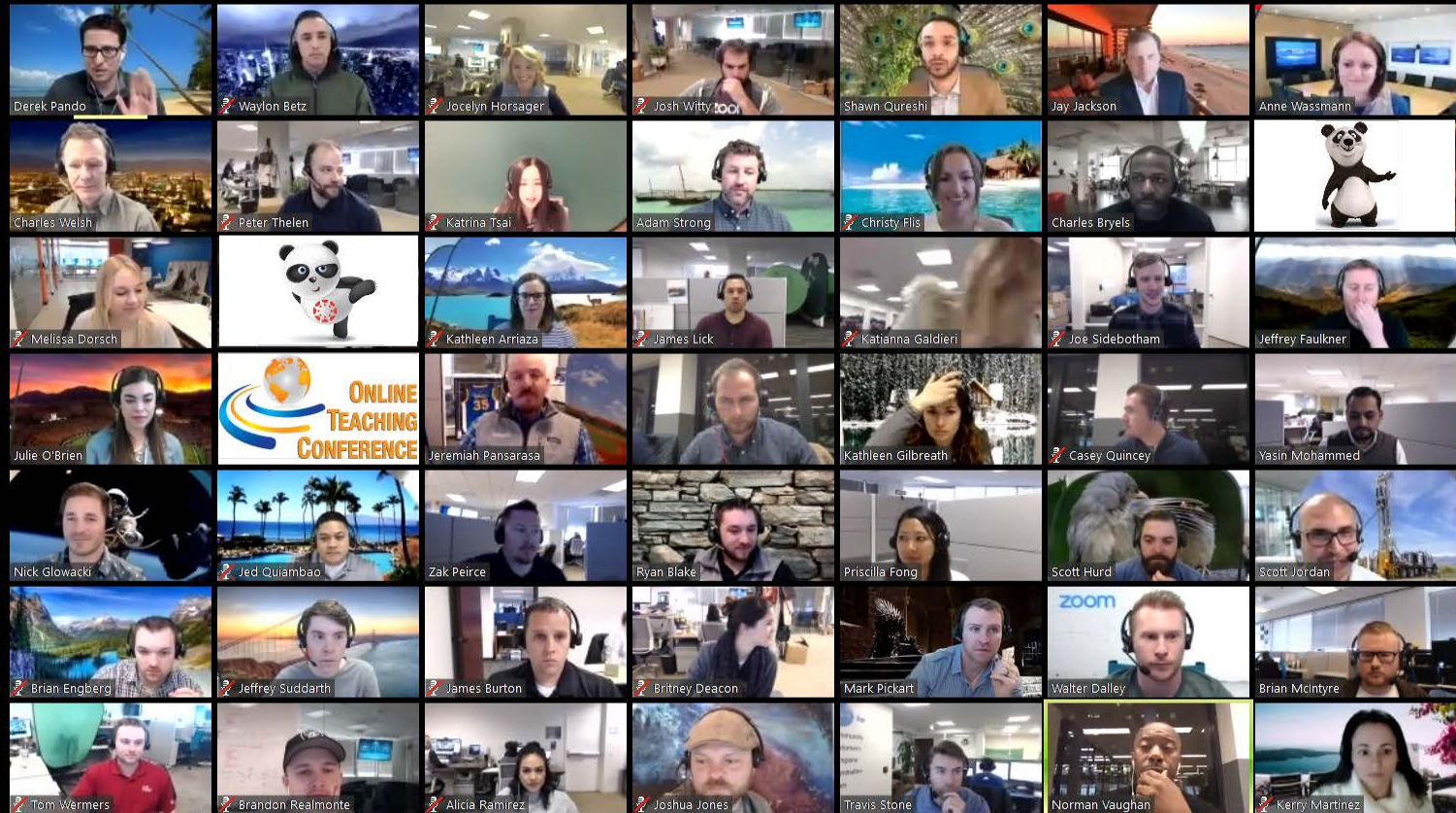


# Connection Tip #4: Innovative Tech

- Padlet
- Microsoft Sway
- Voicethread
- FlipGrid
- Social Media



# Connection Tip #5: more ConferZoom





# CONNECTION TIPS

1. Creative Discussions
2. Groups
3. Students Initiate
4. Innovative Technology
5. More ConferZoom!

A man with brown hair and a beard, wearing a light blue button-down shirt and a patterned tie, is speaking. The background is a blurred indoor setting with large windows and some furniture.

## Listen to ARC online instructors' closing comments

<https://youtu.be/olQj1XGPBVE>



AMERICAN RIVER COLLEGE

**Michael Hill**





# PANDAmonium

Attendees  
might win me –  
a cute stuffed  
panda



Presentation resources available at <http://bit.ly/15-tips-online>