

The Secret Sauce

Closing the Gap in Success Rates
Between F2F and Online Courses

ONLINE TEACHING CONFERENCE

JUNE 19, 2018

MARINA AMINY, PH.D.

DEAN, ONLINE EDUCATION AND LEARNING RESOURCES

SADDLEBACK COLLEGE



What We'll Cover

State of DE at Saddleback College

State of DE now – what has changed

Current Support Structure – our Team

Data Trends

DE at Saddleback 6+ Years Ago

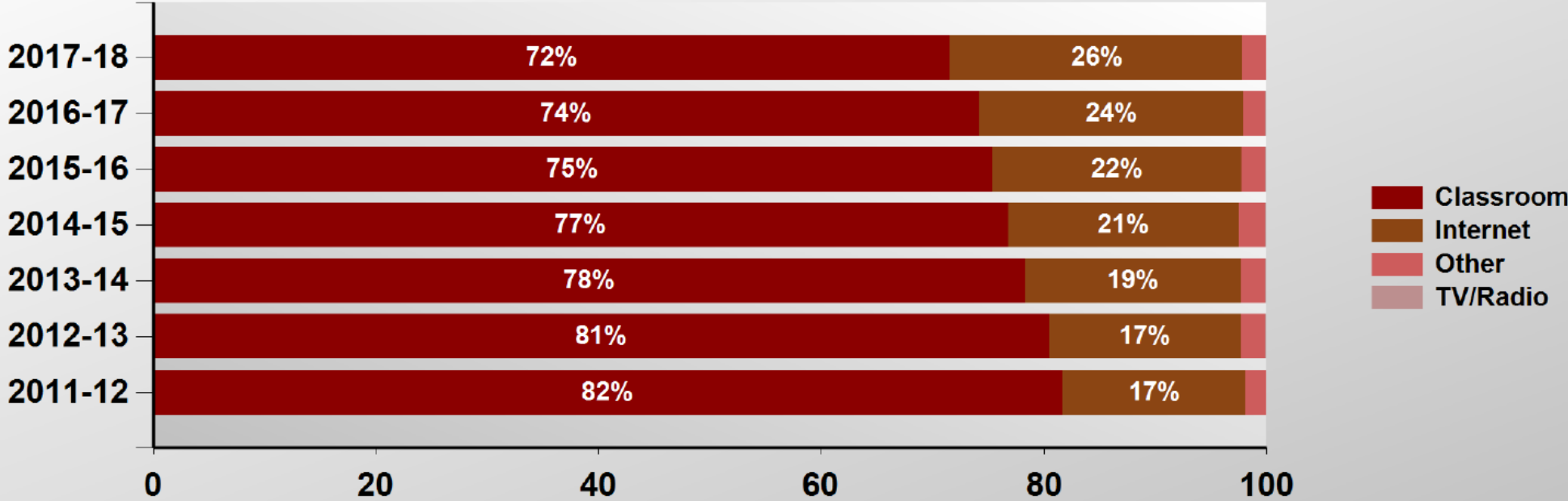
DE Committee met sporadically

DE Faculty Coordinator/Chair – minimal

No Dedicated Dean/Division

Growth in DE

Figure 1 : Instruction Method of all Sections

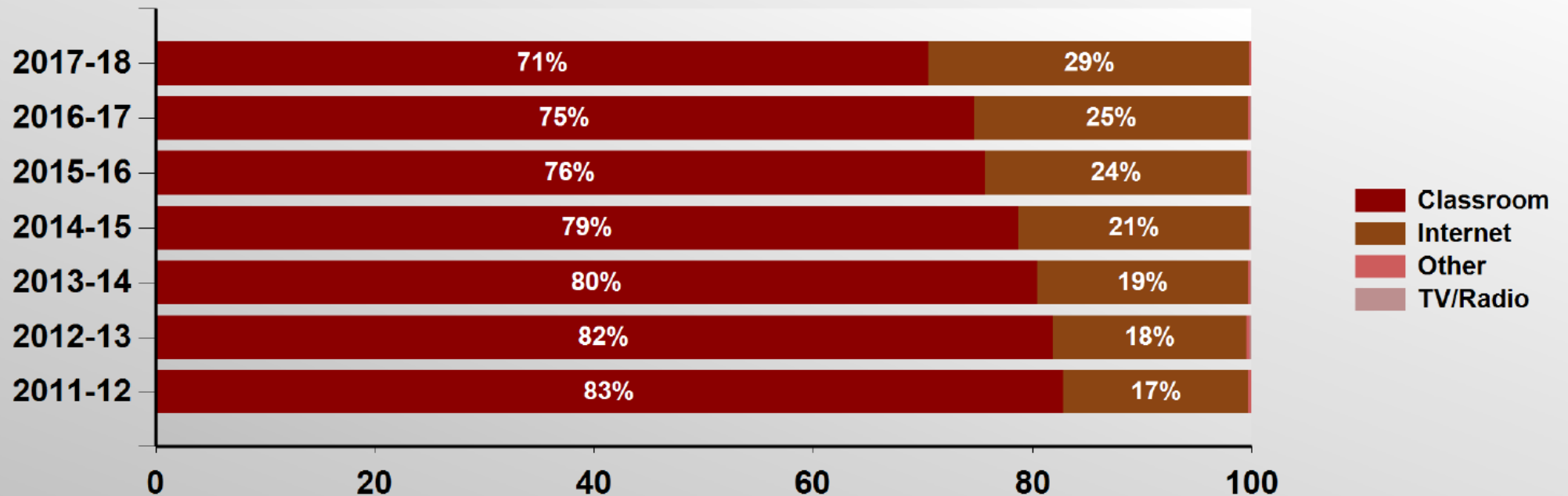


By Instruction Method

Instruction Method Section Counts	2011-12	2012-13	2013-14	2014-15	2015-16	2016-17
Classroom	4,132	4,135	4,005	4,090	3,993	4,028
Internet	835	880	992	1,107	1,190	1,290
Other	93	115	114	127	113	109
TV/Radio		4	3	3	3	3
Total	5,060	5,134	5,114	5,327	5,299	5,430

By FTES

Figure 4 : Full-Time Equivalent Students by Instruction Method

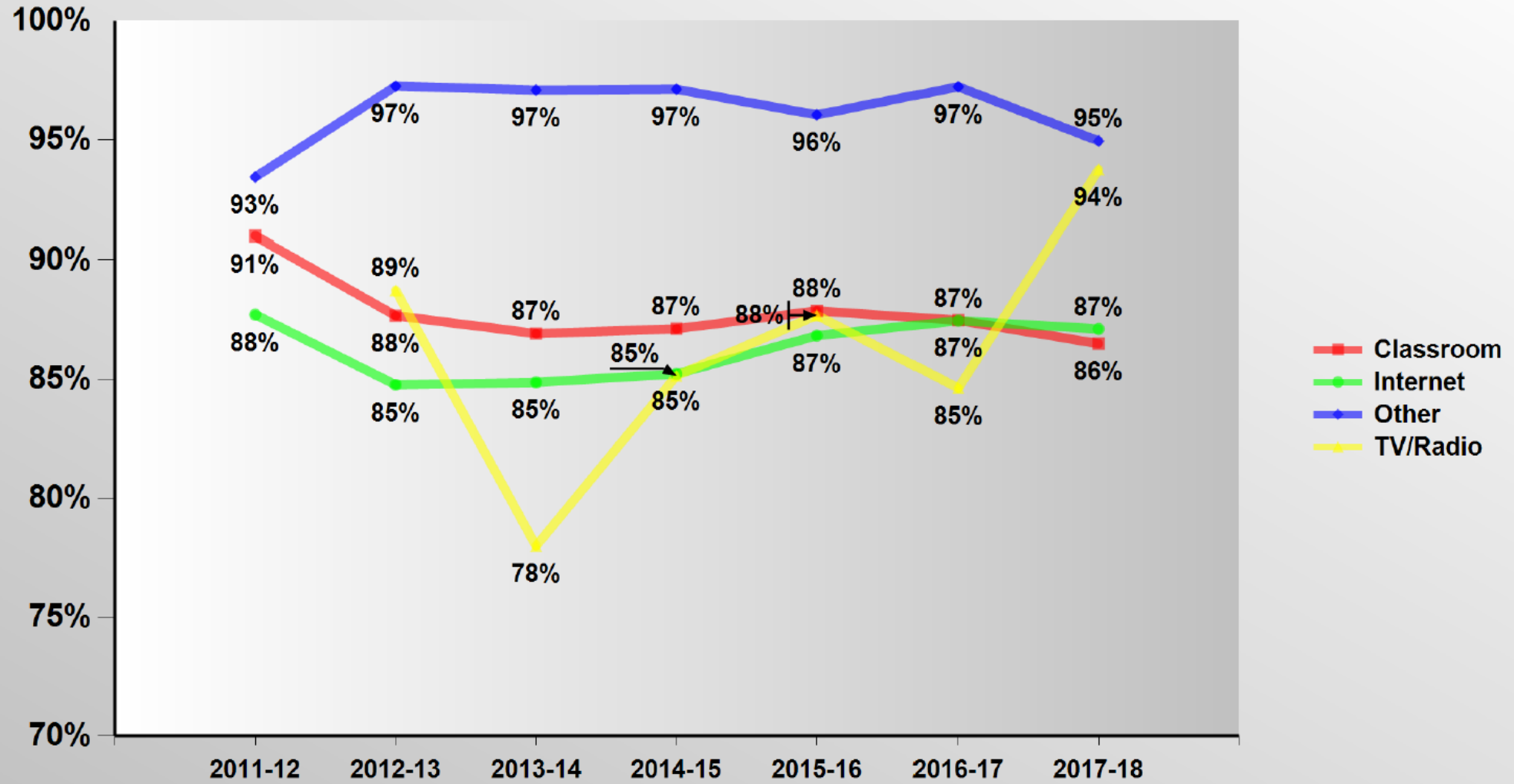


How's it going?

Retention Rates by Instructional Method

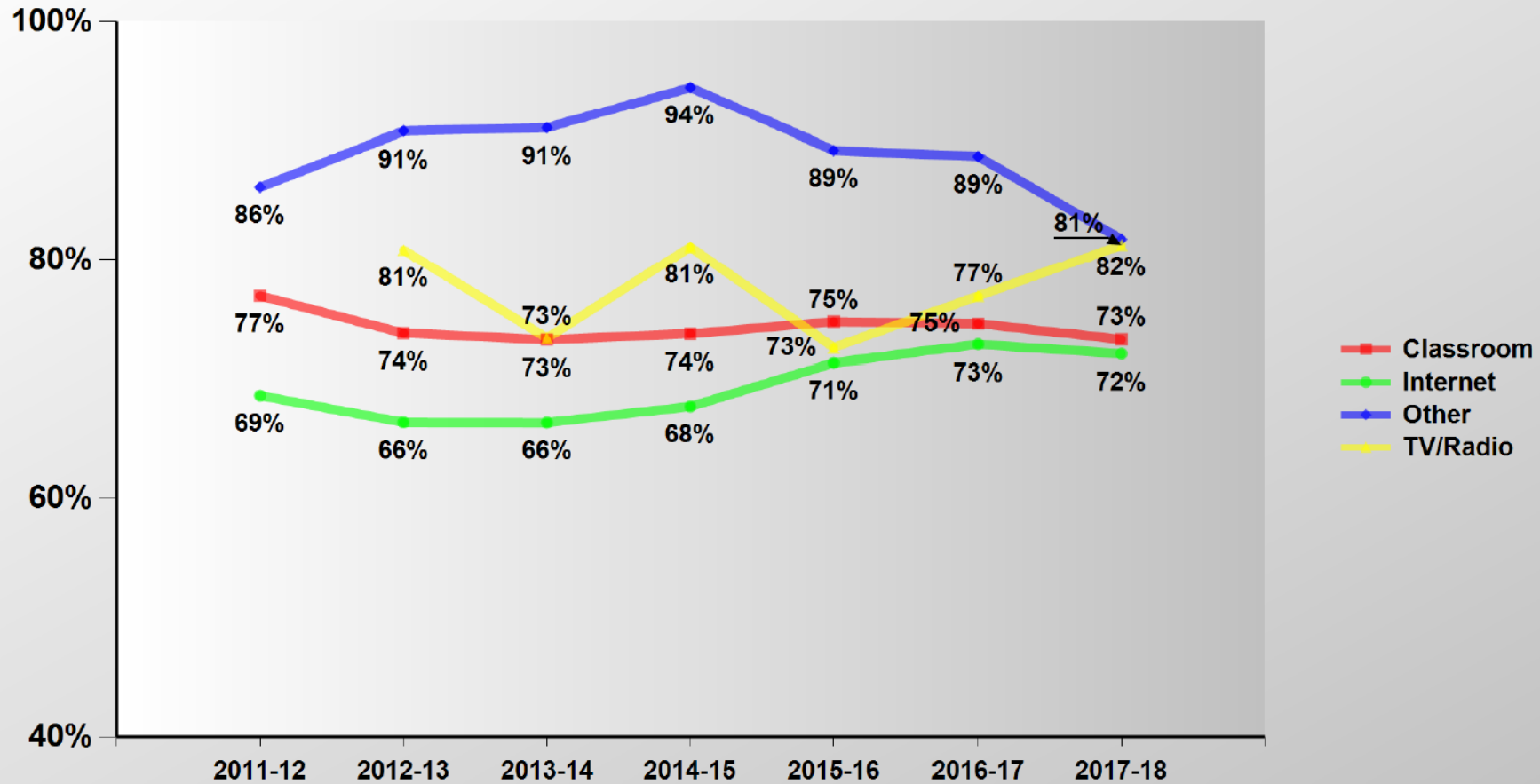
Instruction Method Retention	2011-12	2012-13	2013-14	2014-15	2015-16	2016-17
Classroom	90.98 %	87.65 %	86.90 %	87.10 %	87.86 %	87.46 %
Internet	87.70 %	84.75 %	84.85 %	85.21 %	86.81 %	87.44 %
Other	93.43 %	97.25 %	97.08 %	97.12 %	96.04 %	97.22 %
TV/Radio		88.72 %	77.98 %	85.14 %	87.67 %	84.62 %

Figure 5 : Retention Rates by Instruction Method



Success Rates by Instructional Method

Figure 6 : Success Rates by Instruction Method



Success Rates by Instructional Method

Instruction Method Success	2011-12	2012-13	2013-14	2014-15	2015-16	2016-17
Classroom	76.93 %	73.81 %	73.27 %	73.76 %	74.77 %	74.61 %
Internet	68.62 %	66.38 %	66.35 %	67.70 %	71.34 %	72.88 %
Other	86.12 %	90.78 %	91.05 %	94.46 %	89.19 %	88.69 %
TV/Radio		80.83 %	73.39 %	81.08 %	72.60 %	76.92 %

The Dream Team – Our DE Team

Dean of Online Education and Learning Resources

Two faculty coordinators for online education

Three Educational Technologists

Dedicated senior researcher

Additional team members for various projects (like our in-house certificate)

Changes in DE Team

Division of Online Education and Learning Resources, with dedicated dean

Two Faculty Coordinators for Online Education, with 15 total units reassigned time

Regular Online Education Committee meetings

Robust Faculty Center for Online Education; reclassified staff support who serve as Instructional Technologists

Concerted, focused efforts at communication (emails, announcements, etc.)

Faculty Center

Open 7am-7pm M-Th and 7am-5pm Fridays

Three Instructional Technologists

1 part-time office assistant

Workshops (online and on-ground)

One-on-one sessions

Lounge, coffee, workspaces

LMS Administration

Professional Development

Support for development of faculty coordinators

Workshops and one-on-one support in Faculty Center

Sharing of data regularly at meetings, via email and at events

LMS conversion (workshops, meetings, votes, support)

Online Education Certificate

In-house 10-week, fully online course that leads to an Online Education Certificate (signed by the dean and the president)

Co-facilitated by three full-time faculty, one part-time faculty, and three staff from Faculty Center

Companion Workshops in the Faculty Center

Accreditation

Quality Focus Essay

Special Commendation for Faculty Center

Online Education Plan

1. Systematize Professional Development
2. Coordinate Student Support
3. Align Institutional Practices

Opportunities

Sustaining support for faculty coordinators

Support for accessibility

Maintaining quality growth in online education

Closing the gaps course by course

Exchange participation

Lingering questions

Questions?

Marina Aminy, Ph.D.

Dean, Online Education and Learning Resources

Saddleback College

maminy@saddleback.edu

Questions?

Marina Aminy, Ph.D.

Dean, Online Education and Learning Resources

Saddleback College

maminy@saddleback.edu